



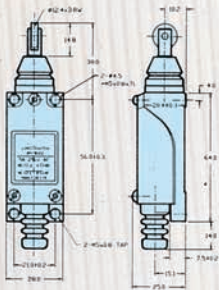
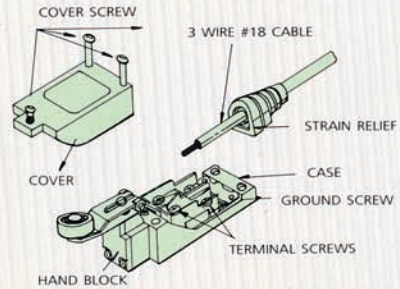
# MINI LIMIT SWITCH

## SPECIFICATIONS:

- Contact resistance: 25mΩ maximum (Initial)
- Insulation resistance: 100MΩ minimum (At 500VDC)
- Dielectric strength: 1,000VAC 50/60Hz for 1 minute.
- Contact configuration:  $\frac{NO}{NC} \text{---} 3 \quad 4 \text{---} \frac{NO}{NC}$  5A, 125VAC or 250 VAC.

### EASY WIRING

1. Loosen cover screws and remove cover.
2. Remove rubber strain relief from switch cover.
3. Slip strain relief over cable.
4. Fasten terminal screws and grounding screw tightly after inserting cables or terminals.
5. After wiring, insert strain relief into the groove of the switch cover.
6. Fasten 3 cover screws evenly. Do not over tighten.
7. Recommended Cable — #18/3 STO Flexible.

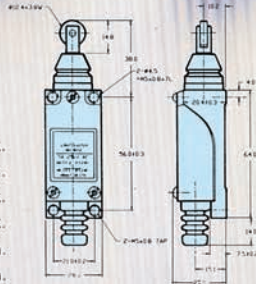


### TOP PUSH ROD PLUNGER AZ8122

- Operating Force ..... 900g max.
- Release Force ..... 150g min.
- Pretravel ..... 1.5mm max.
- Movement Differential 0.7mm max.
- Overtravel ..... 4mm min.
- Operating Position ..... 5.5mm min.

### TOP PUSH ROLLER AZ8111

- Operating Force ..... 900g max.
- Release Force ..... 150g min.
- Pretravel ..... 1.5mm max.
- Movement Differential ..... 0.7mm max.
- Overtravel ..... 4mm min.
- Operating Position ..... 5.5mm min.



### TOP PUSH ROLLER AZ8112

- Operating Force ..... 900g max.
- Release Force ..... 150g min.
- Pretravel ..... 1.5mm max.
- Movement Differential ..... 0.7mm max.
- Overtravel ..... 4mm min.
- Operating Position ..... 5.5mm min.

