

SPECIFICATIONS

Contact Rating

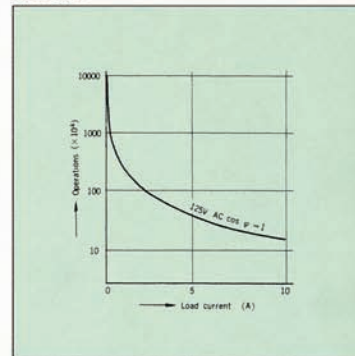
Voltage	Resistive load (cos φ = 1)	Inductive load (cos φ = 0.4)	Motor or lamp load	
			N.C. contact	N.O. contact
125V AC	10 A	6 A	3 A	1.5A
250V AC	10 A	4 A	1.5A	1 A
115V DC	0.4A	0.05A	—	—


UL, CSA rating: UL: 10 A 125/250 VAC
CSA: 10 A 125/250 VAC, 600 VAC MAX., 115 VDC MAX. PILOT DUTY

Characteristics

Contact arrangement SPDT
 Expected life (min. operations)
 Electrical (at rated load ON/OFF frequency: 20/min.) ... 200,000
 Mechanical (ON/OFF frequency: 50/min.) ... 10,000,000
 Insulation resistance (initial) more than 100 MΩ at 500 V DC
 Dielectric strength
 Between terminals 1,500 Vrms
 Between terminals and other exposed metal parts ... 2,000 Vrms
 Between terminals and ground 2,000 Vrms
 Shock resistance
 At free position (max.) 10 G
 At operation limit position (max.) 30 G
 Vibration resistance (max.) 55 Hz at 1.5 mm travel
 Contact resistance (initial) less than 15 mΩ at 6-8 V DC
 Allowable operation speed 120 cycles/min.
 Ambient temperature -20°C to +60°C -4°F to +140°F
 Ambient humidity (max.) 95%

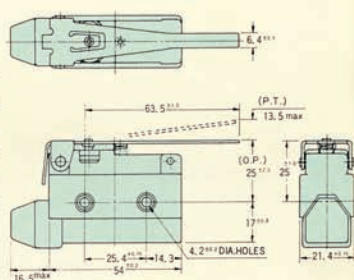
Life curve






Hinge lever
AZ 7120

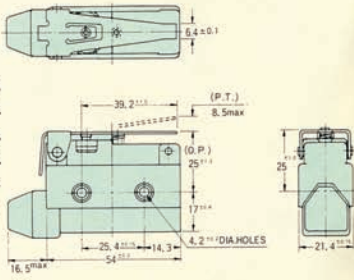
Operating Force 150 g max.
 Release Force 40 g min.
 Pretravel 13.5 mm max.
 Movement Differential... 3.2 mm max.
 Overtravel 4.0 mm min.
 Operating Position 25 ± 2.0 mm





Hinge short lever
AZ 7140

Operating Force 220 g max.
 Release Force 60 g min.
 Pretravel 8.5 mm max.
 Movement Differential... 2.0 mm max.
 Overtravel 2.5 mm min.
 Operating Position 25 ± 1.3 mm



* Epoxy-sealed terminal types ** Neon lamp wired types General tolerance: ±0.4