

KRONE LSA-PLUS[®] PROFIL Series 2 Connection Modules

Application

KRONE LSA-PROFIL[®] Series 2 is the modular system for cable connection and termination in telephone and data communication networks. It is suitable for indoor and outdoor use in

- main distribution frames (MDF)
- data and PABX distribution (BDF/IDF)
- cross-connection cabinets (CCC)
- internal and external distribution point (DP).

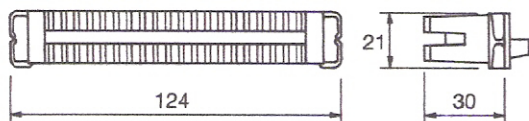
KRONE LSA-PROFIL[®] Series 2 supports all common voice and data communication services such as

- analogue and digital (PCM30, ISDN) telephone services
- Ethernet, Token Ring
- video and audio signals

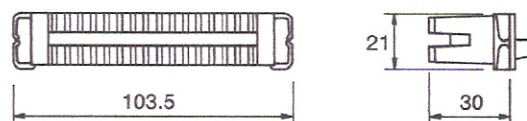
KRONE LSA-PROFIL[®] Series 2 Connection Modules are typically used on the system or permanent cabling side of distributors.

Features and Functions


- Meets and exceeds Category 5 Performance Specifications
- Compatible with ATM transmission speeds of 155 Mbps
- Connection contacts provide permanent connection between the cable and jumper side
- Center port provides additional contact point for parallel connection of test cords or installation of overvoltage protection magazine
- Complete patching and cross-connect options provide high versatility for easy changes and testing
- 8-Pair and 10-Pair sizes



Dimension 10-Pair Module





Dimension 8-Pair Module



NEW: Brand-Marking for easy identification

KRONE Modules will always have the KRONE Logo on the left side, and show the LSA-PLUS[®] brand name on the right side of the module.

Connection Contact



KRONE