

# 3M Telecommunications

Installation instructions


09/2011

## Connection tool SOR-OC PKSI-S

### INSTRUCTIONS to change head position of connection tool SOR-OC PKSI-S


LSA+ Series 2  
Termination head

Knurling wheel to change over  
STG / RCP - LSA+ Series 2



STG / RCP  
Termination head

Tool

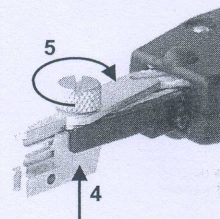

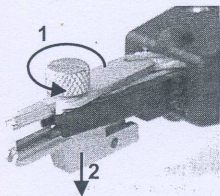


STG / RCP → LSA+ Series 2

STG / RCP position  
System 71 / Serie 5000  
ID3000

Swivelling the head in  
LSA+ Series 2 position

LSA+ Series 2 position



Loosen the knurling  
wheel until it runs in  
neutral.

Secure it by tightening  
the screw back