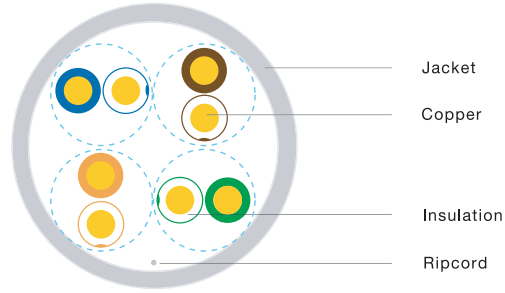


Category 5e (350 MHz) UTP Cables

STANDARD

- Exceeds ANSI/TIA-568-C.2 Category 5e and ISO/IEC-11801 Class D+ 2nd Edition and EN50173-1
- IEC 61156-5 , EN502883-1 , NEMA WC63.1
- UL , ETL AND INTERTEK Approvals
- UL/CSA Listed CM , CMR , CMP
- UL E197771
- RoSH Compliant 2002/95/EC



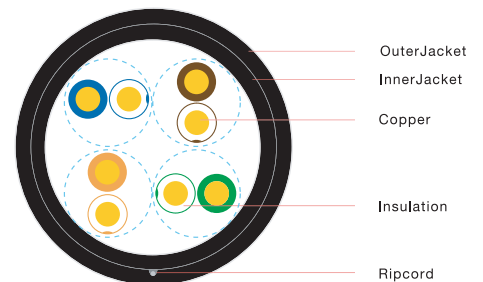
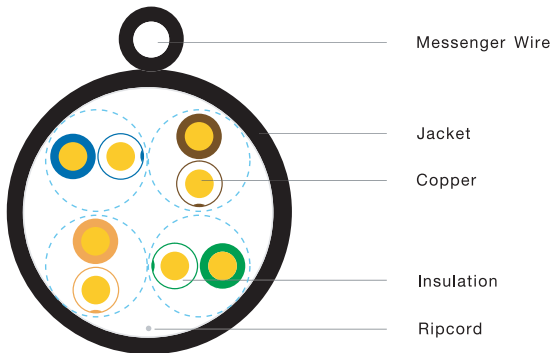
ELECTRICAL CHARACTERS

- Impedance 100 ohms +/- 15%
- Mutual Capacitance , Max 5,6 nf/100 m.
- DC Resistance , Max 9,38 ohms/100m.
- DC Resistance , unbalance of a pair 5% Max
- Delay skew 25 ns/100 m.
- Propagation delay 536 ns/100 m.@350MHz



Part No.	UL/NEC Rating	Conductor	Jacket	Diameter (mm.)	Weight (kg.)	Packaging
US-9015	CMR	24AWG Bare Solid	FRPVC	5,3	10	305m/Pull Box
US-9015LSZH	CMR(LSZH)	24AWG Bare Solid	LSZH	5,3	10	305m/Pull Box
US-9015P	CMP	24AWG Bare Solid	FRPVC	5,3	10	305m/Pull Box
US-9015M	N/A	24AWG Bare Solid	PE	8,8	15	305m/Reel
US-9025	CM	24AWG Stranded	FRPVC	5,5	11	305m/Pull Box
US-9045	N/A	24AWG Bare Solid	PE	6,3	12	305m/Pull Box

FREQUENCY (MHZ)	Attenuation (dB/100m)	NEXT MIN.(dB)	ACR MIN.(dB)	PS.NEXT MIN.(dB)	PS.ACR MIN.(dB)	ELFEXT MIN.(dB/100m)	PS.ELFEXT MIN.(dB/100m)	RL MIN.(dB)
1	2,0	77	75	75	73	68	65	20,0
25	9,5	56	46,5	54	44,5	40	37	24,3
31,25	10,7	55	44,3	53	42,3	38	35	23,6
62,5	15,4	50	34,6	48	32,6	32	29	21,5
100	19,8	47	27,2	45	25,2	28	25	20,1
155	25,3	44	18,7	42	16,7	24	21	18,8
200	29	43	14	41	12	22	19	18,0
250	32,8	41	8,2	39	6,2	20	17	17,3
300	36,6	40	3,4	38	1,4	18	15	16,8
350	40	39	N,A	37	N,A	17	14	16,3



● US-9015M : UTP Outdoor with messenger

● US-9045 : UTP Outdoor (Double Jacket)