


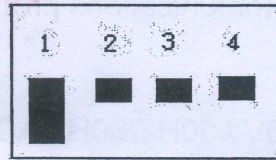
- Note: The frequency of the transmitter and receiver must be consistent, otherwise not receive the image signal and sound!
- 8 group rate setting method as shown

Frequency setting




CH 1 FREQ

2370MHZ




CH 2 FREQ

2490MHZ




CH 3 FREQ

2510MHZ




CH 4 FREQ

2390MHZ



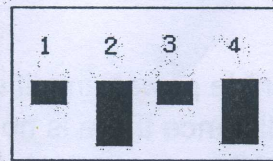
CH 5 FREQ

2468MHZ



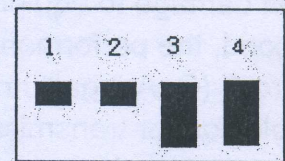
CH 6 FREQ

2414MHZ



CH 7 FREQ

2432MHZ



CH 8 FREQ

2450MHZ

Fifth, packing list

- Wireless remote video transmitter and receiver each one.
- DC power adapter 2. (Transmitter with 12V/2A; Receiver 12V/1A)
- wireless transmitting and receiving antenna rod 2.
- Lotus plug AV Audio Video Cable 2.
- Use a manual.

Sixth, to meet the long-distance transmission needs of users, users can purchase high-gain directional antenna, please contact the dealer to buy.

VII Special Note: Due to the device transmit power, current consumption is also large, the equipment work properly, the shell will produce pieces as a heat sink temperature, install the machine, install a machine exposed to the flow of air, enabling the machine to heat; machine power use Do not touch the machine, beware of touching children.

Eight, after-sales service

Equipment from the date of purchase, one year warranty, product life-long maintenance.