

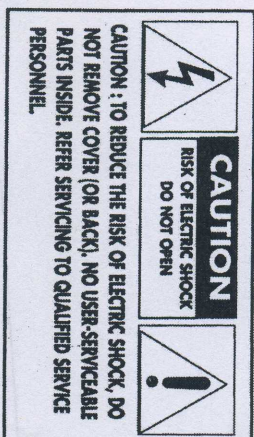
Introduction

The model number is located on the bottom and record the serial number in the space provided below. Refer to these numbers whenever you call upon your Commax dealer regarding this product.

Model No. _____

Serial No. _____

To prevent fire or shock hazard, do not expose the unit to rain or moisture.




WARNING : TO REDUCE THE RISK OF FIRE OR SHOCK HAZARD, DO NOT EXPOSE THIS EQUIPMENT TO RAIN OR MOISTURE


CAUTION : TO REDUCE THE RISK OF FIRE OR SHOCK HAZARD AND ANNOYING INTERFERENCE, USE THE RECOMMENDED ACCESSORIES ONLY

CAUTION : TO REDUCE THE RISK OF FIRE OR SHOCK HAZARD, REFER CHANGE OF SWITCH SETTING INSIDE THE UNIT TO QUALIFIED SERVICE PERSONNEL

CAUTION : TO REDUCE THE RISK OF FIRE OR SHOCK HAZARD, REFER MOUNTING OF THE OPTIONAL INTERFACE BOARD TO QUALIFIED SERVICE PERSONNEL



This symbol is intended to alert the user to the presence of uninsulated "dangerous voltage" within the product's enclosure that may be of sufficient magnitude to constitute a risk of electric shock to persons.



This symbol is intended to alert the user to the presence of important operating and maintenance (servicing) instructions in the literature accompanying the appliance.

© 2001 COMMAX COMPANY LIMITED

All Rights Reserved

Commax are registered and trademarks used by

commax company limited

Important Safeguards

1. **Read Instructions** - All safety and operating instructions should be read before the unit is operated.
2. **Retain Instruction** - The safety and operating instructions should be retained for future reference.
3. **Heed Warnings** - All warnings on the equipment and in the operating instructions should be adhered to.
4. **Follow Instruction** - All operating and use instructions should be followed.
5. **Ventilation** - Slots and openings in the cabinet are provided for ventilation and to protect it from overheating.
6. **Power Sources** - This equipment should be operated only from the type of power source indicated on the marking label.
7. **Grounding** - This product is equipped with a polarized alternating - current line plug. This plug will fit into the power outlet only one way. This is a safety feature.
8. **Power Cord Protection** - Power - supply cords should be routed so that they are not likely to be walked on or pinched by items placed upon or against them; pay particular attention to cords at plugs, convenience receptacles and the point where cords exit from the equipment.
9. **Overloading** - Do not overload power outlets and extension cords as this can result in a risk of fire or electric shock.
10. **Damage Requiring Service** - Unplug this equipment from the power source and refer servicing to qualified service personnel under the following conditions:
 - a. when the power supply cord or plug is damaged;
 - b. if liquid has been spilled or objects have fallen into the unit;
 - c. if the equipment has been exposed to rain or water;
 - d. if the equipment has been dropped or otherwise damaged;
 - e. when the equipment exhibits a distinct change in performance - this indicates a need for service.
11. **Water and Moisture** - Do not use this product near water, for example, near a bath tub, wash bowl, kitchen sink, or laundry tub, in a wet basement, or near a swimming pool, and the like.
12. **Accessories** - Do not place this product on an unstable cart, stand, tripod, bracket, or table. The product may fall, causing serious injury to a child or adult, and serious damage to the appliance.
13. **Object and Liquid Entry** - Never push objects of any kind into this product through openings as they may touch dangerous voltage points or short-out parts that could result in a fire or electric shock. Never spill liquid of any kind on the product.

Note : Do not place this product directly on wood or simulated wood surfaces as these surfaces are easily damaged.